

# DUNGEON FIGHTER ONLINE

## BEGINNER'S GUIDE



Visit our DFO Official Community Channels



WE MAKE WONDERS!



© Neople, INC. All Rights Reserved. All trademarks referenced herein are the properties of their respective owners.



Welcome to **DFO**  
Adventurer!

My name is **Runa**.  
I will guide you to settle  
in the world of Arad.

## Controls

Basic controls  
Advanced controls  
Configuring controls

02

## Systems


Basic systems  
UIs

05

## Gameplay

Items  
Skills  
Quests

08




## Basic controls



Press **Directional Key** to move your character.



Tab it twice to **Dash**.



Press **C Key** to Jump.




Press **X Key** to use Basic Attacks.



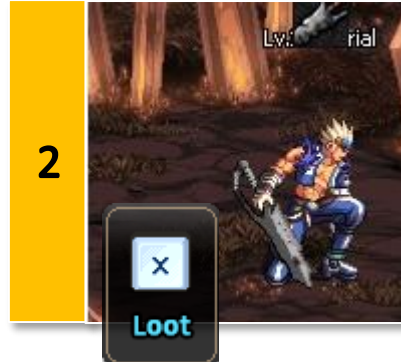
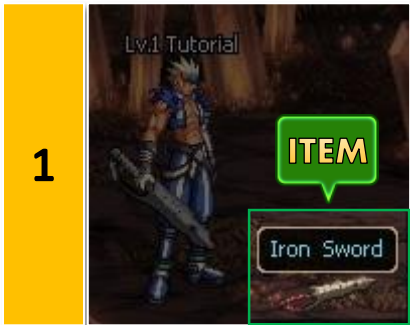
Press **Z key** with **commands** to use Skills.

**Tips**  
from  
**Runa**




**You can't**  
**Dash/Attack/Jump**  
**in Town areas!**

## Basic controls (continued)



Move your character onto items.  
Then press **X Key** to loot.

## Advanced controls



Skills also can be used  
with **Skill Hotkey**

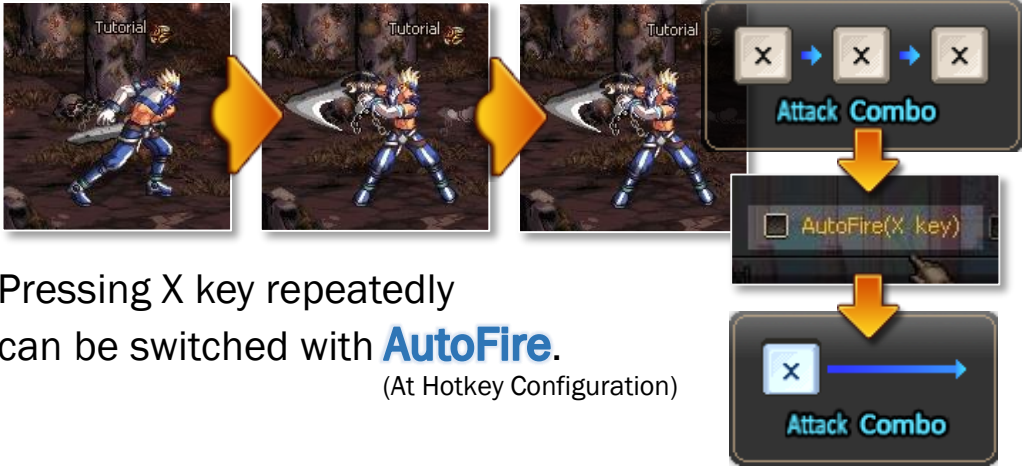


**Q. Why use commands then?**

**Runa**

Using skills with commands  
cost **less MP** and **less Cooldown!**

## Advanced controls (continued)



Pressing X key repeatedly can be switched with **AutoFire**.  
(At Hotkey Configuration)

## Configuring controls



Keys can be configured at **Hotkey Window** under **Menu**.

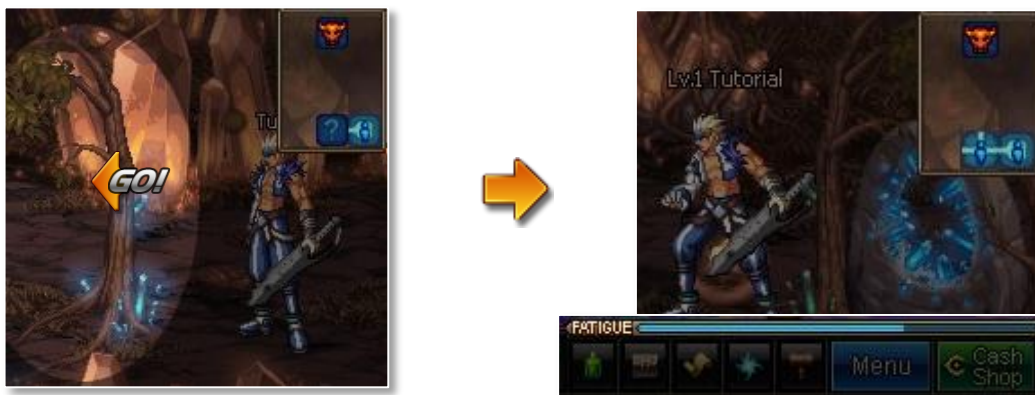
### Q. Where can I find Hotkey Window?

**Runa**  
You can find **Hotkey Window** at **Menu**, located in the middle-bottom.

## Basic systems




Find the **Dungeon Markers**, then enter to a dungeon. Playing dungeons requires **Fatigue Points (FP)**.



Advancing to an unknown area costs **1 FP** per area.

Don't worry!  
FP refills at  
9:00 AM(UTC)

**Q. What happens If FP becomes 0?**



does not have enough Fatigue (1) to enter the dungeon.


**Runa**  
You **can't enter** dungeons, but **can advance** to next unknown area.

## Basic systems



If **HP reaches 0**, your character **dies**.

A **Life Token** is required to resurrect and continue.



Also at



**Q. What if I don't have any s left?**

**Runa**

Don't worry! If you don't have **any** , **3 Free** s are available **everyday!**



You can choose a reward among **4 reward cards**.


Also, **precious items** can be found from **Gold Card**.



# SYSTEMS




## UIs



Inventory




Skill Window



Quests



Auction hall



My Status



Visit our DFO Official Community Channels



WE MAKE WONDERS!



© Neople, INC. All Rights Reserved. All trademarks referenced herein are the properties of their respective owners.





## Items


### Equipment

Items that you can **equip** to **power up** your character

ex) Weapons, Armors, Accessories...

**Level up** to get stronger items, and

**Unlock more** Equipment Slots!



### Useable

Items that you can **Use** to get various effects and generally **vanish** after the usage.


### Materials & Profession Materials

Miscellaneous Items that are required to **create** other types of item.

### Quest Item

Items acquired through **quest progression**

**Q. How do I define a better item?**



Common Uncommon Rare

Unique Legendary Epic

**Runa**

A better item has higher **Rarity**.  
Find out more about it in game!



## Skills



or **+** = Learn Skill or **Upgrade** Skill Level  
*click!!*

or **-** = Forget Skill or **Degrade** Skill Level  
*click!!*

**M** = Master Skill (Upgrade to maximum)

**C** = Clear Skill (Degrade to minimum)

09



### Three things you **must not forget!**

1. **Apply Skill** if any changes are made.
2. You always can **Reset** the skill tree.
3. **Help !** is at top-right corner.



# Quests



Click **Quest Book** in **Menu**.  
 Press **F1** to open Quest Window.

If you are having a hard time,  
 find me in **Seria's Room**.  
 I will always be ready to aid you.

